

How To Change My Password

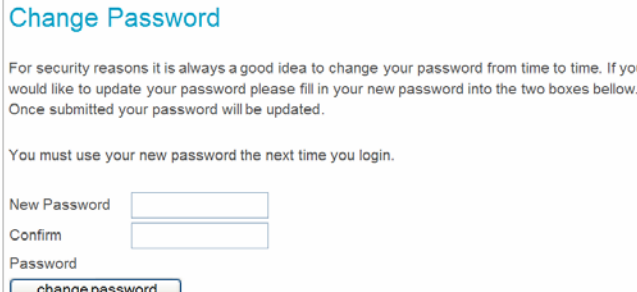
1) In order change your password you will need to be logged into the website with your Villa People Owners Account.

2) In the 'My Account' menu box enter your email address where it says 'email' and your password in the box below. Once entered please press 'login'.

3) In the 'My Account' menu box you now have the option to 'Update My Password'. Please choose this option.

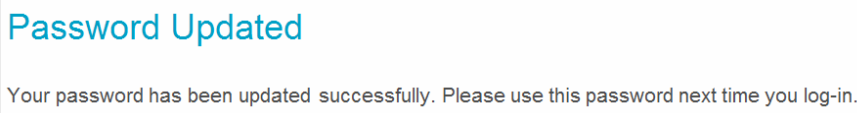
4) In the following screen enter a new password and then re-enter it again to confirm. Once completed please click the 'change password' button.



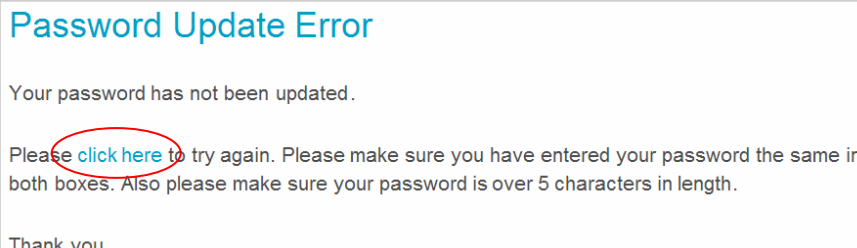


PLEASE NOTE THAT PASSWORDS MUST BE 5 OR MORE CHARACTERS IN LENGTH

5) If you receive the 'Password Updated' screen you can move to step 8.



6) If you receive the 'Password Update Error' screen you have either not entered the same new password in both boxes correctly or you have chosen a password with too few characters or illegal characters. If this happens please click the link to try again.



7) If you still experience difficulties please contact us via the 'contact us' page at:

<http://www.thevillapeople.co.uk/contact/>

8) You can continue editing your property advert or log out of your Villa People Owners Account.

